



1981 - 2006
25 years in the
mud & mire

Where to Stick Your Numbers

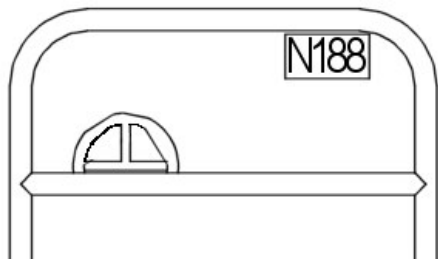
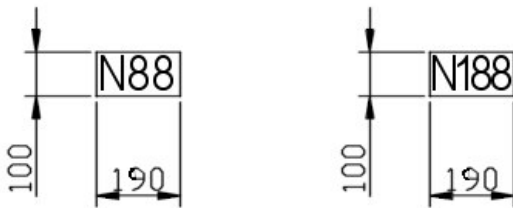
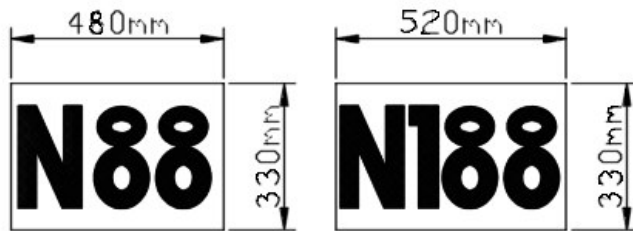
Guidance on complying to M.S.A. regulations and
N.O.R.C. supplementary regulations.

Please read this before applying you numbers

To be eligible to score points in the N.O.R.C. Championship you **MUST** enter the event using your **FULL** N.O.R.C. Championship number. This **MUST** include the 'N' at the beginning of the number. All N.O.R.C. Competitor will be number N1 to N999 etc.

You are required to run using the N to prevent mistakes occurring. N.O.R.C. events attract members of other off-road clubs, which often means vehicles arrive with duplicate numbers. This causes problems at signing on and for timing crew and marshals. It also makes it easier and quicker to process N.O.R.C. Championship result. You'll also get the correct points for all your efforts.

This aims to eliminate one of the competitors complains that, "you pay £5 for you numbers, enter four events and when you come to sign on at the fifth, you find someone else has signed on earlier using your number." Your N number will be your own throughout the season. Nobody will be allowed to sign on and use it other than yourself. You won't have to be scrabbling round to find electrical tape to alter your numbers.



Numbers are to be applied as per Blue Book sections E 11.3.11 and H 31.3.10

An extract from E 11.3.11 states - Numbers must be displayed in a durable manner and be black, of a minimum size of 23cm (230mm) high with a stroke width of 3.8cm (38mm) on a white oblong background measuring not less than 48cm x 33cm (480mm x 330mm) which must extend at least 5cm (50mm) beyond the outline of the numbers. If on a white vehicle the background must be delineated at 48cm x 33cm by a continuous black line, except for cars of period A to E.

H 31.3.10 states - Competition numbers must be displayed on both sides of the vehicle, behind the front doors and above the vehicle waistline, and must be displayed parallel to the vehicles sides. Rally plates at the front and rear of the vehicle will display competition numbers of a minimum 10cm (100mm) in height. On multi-Use Hill Rallies, these will be at the organisers option.

Please note the position of the front numbers supplied. These are to be placed on the passenger side of the vehicle either at the top of the windscreen or on body work just above. The numbers have to be visible from the timing wagon as you queue up for your run. These numbers help the timing crew so please help them out. See point 11 on all event SR stating where the numbers should be placed. Competitors with number placed in other position technically fail scrutineering. Seeding lane stickers are to be placed near to the front numbers or on the front passenger side wing. Please make sure you queue in your relevant seeding lane. Do not go for the shortest queue unless directed to by a line marshal. If you enter the wrong queue you will have to re-join the back of the correct queue once you have reached the start line, or a point when you can be easily moved.